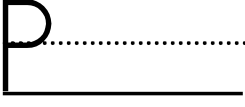
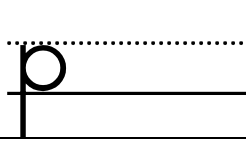




Name _____

Letter Homework

	
 Letter Pp in sign language	 pumpkin
Letter Pp tongue twister: <u>P</u> eter and <u>P</u> aul <u>p</u> aste <u>p</u> urple <u>p</u> aper <u>p</u> elicans on <u>p</u> ink <u>p</u> aper.	
Please draw, label, and color at least five more things that begin with the letter Pp on the back of this page. —————→	
Challenge (optional): Plan a party! What kind of party would you have? Who would you invite? What kinds of games would you play? What food would you serve?	

Practice writing the letter Pp. Always start your letters at the top (sky line) and work down to the bottom (grass line).

Remember to put a finger space in between each letter.

P

p

Name _____

Don't forget to color and label your pictures.
